



### District Report Card: 2017


<b>State:</b> Telangana	<b>District:</b> SANGAREDDY
<b>Class:</b> 8	<b>Subject:</b> Language
<b>Schools:</b> 51	<b>Students:</b> 1393


### Participation/Coverage


#### Students

<b>GENDER</b> 	Boys		Girls	
	Number	%	Number	%
	576	41.35	817	58.65

<b>AREA</b> 	Rural		Urban	
	Number	%	Number	%
	1168	83.85	225	16.15

<b>CATEGORY</b> 	SC		ST		OBC		GEN	
	Number	%	Number	%	Number	%	Number	%
	405	29.07	141	10.12	809	58.08	38	2.73

<b>CWSN</b> 	LD	VI	HI	S&LD	ID	Oth
	2	1	0	2	1	15

<b>MANAGEMENT</b> 	Government		Government-aided	
	Number	%	Number	%
	1391	99.86	2	0.14

### Average Performance of Students in Language (%)

Overall	Gender		Area		Management		Social Group			
	Male	Female	Rural	Urban	Govt.	Aided	SC	ST	OBC	GEN
54.59	53.11	55.63	54.30	56.09	54.62	33.33	52.35	52.25	55.99	57.37

## Performance on Learning Outcomes (LOs)

Learning Outcomes	Description	Average Performance(%)
L813	Read textual/non-textual materials with comprehension and identifies the details, characters, main idea and sequence of ideas and events while reading	54.59

Range of Performance of Students who Answered Correctly							
Below 30%		30% - 50%		50% - 75%		Above 75%	
Number	%	Number	%	Number	%	Number	%
202	14.50	357	25.63	603	43.29	231	16.58

## Lowest Performing Learning Outcomes (LOs)

1 - Read textual/non-textual materials with comprehension and identifies the details, characters, main idea and sequence of ideas and events while reading (54.59)